








Kratkoročná prognoza

Proseci stanice

	 °C	 %	 hPa	 m/s	 mm/h	 °C
2 Apr	17.2 / 5.8	67.8	1012.5	1.8	0.0	14.3 / 3.5
3 Apr	15.1 / 3.9	70.5	1015.9	1.5	0.0	12.5 / 1.8
4 Apr	15.9 / 4.4	68.9	1015.9	1.4	0.0	13.2 / 2.2
5 Apr	16.2 / 5.2	69.1	1015.9	1.4	2.5	14.1 / 3.1
6 Apr	16.6 / 6.1	70.0	1012.5	1.6	2.5	14.1 / 3.9
7 Apr	16.3 / 5.8	71.3	1015.9	1.4	0.0	13.9 / 3.9
8 Apr	17.6 / 5.0	67.8	1015.9	1.4	0.0	15.0 / 2.9
9 Apr	17.6 / 5.4	68.7	1015.9	1.4	0.0	15.2 / 3.6
10 Apr	18.8 / 4.2	65.8	1015.9	1.4	0.0	15.9 / 2.0

Ekstremi stanice

	 °C	 %	 hPa	 m/s	 m/s	 mm/h	 °C
2 Apr	26.1 2016	96.0 2020	1022.7 2009	8.4 2022	14.2 2024	4.6 2013	26.9 2016
	-3.9 2012	23.9 2024	999.7 2022	-	-	-	-6.6 2012
3 Apr	24.4 2018	96.0 > 3 cases	1024.0 2016	8.9 2012	13.4 2015	10.2 2013	21.9 2018
	-4.3 2020	26.0 2024	1000.3 2013	-	-	-	-8.3 2020
4 Apr	29.1 2016	98.0 2021	1023.0 2010	8.1 2018	15.6 2015	6.9 2017	30.4 2016
	-2.7 2015	26.9 2018	1005.4 2023	-	-	-	-5.3 2015
5 Apr	29.8 2016	95.0 2017, 2022	1027.4 2020	11.9 2018	19.7 2018	16.3 2014	30.3 2016
	-2.3 2022	27.0 2022	1003.7 2013	-	-	-	-5.3 2022
6 Apr	31.8 2016	97.0 2013	1031.8 2020	7.8 2018	12.7 2020	18.3 2018	32.6 2016
	0.1 2021, 2022	24.2 2024	1002.0 2021	-	-	-	-3.5 2023
7 Apr	30.5 2016	97.0 2018	1033.5 2020	11.2 2012	22.2 2018	5.1 2010	32.0 2016
	-0.4 2021	23.1 2020	999.3 2012	-	-	-	-3.4 2021
8 Apr	26.5 2024	100.0 2018	1031.8 2020	9.4 2011	13.9 2008	3.3 2019	25.2 2024
	-2.7 2021	27.0 2008, 2020	996.3 2012	-	-	-	-5.9 2020
9 Apr	27.6 2024	100.0 2018	1031.2 2021	9.8 2011	16.1 2011	1.8 2023	26.6 2024
	-3.8 2021	19.1 2020	998.6 2016	-	-	-	-7.3 2021
10 Apr	27.0 2024	100.0 2023	1029.8 2015	9.5 2018	12.5 2013, 2014	8.1 2013	25.4 2024
	-3.2 2021	20.3 2020	1002.4 2016	-	-	-	-7.1 2021

Almanac

